

INNODRIVE & COINVEST

C. Jona-Lasinio
(LUISS LAB OF EUROPEAN ECONOMICS)

INNODRIVE FINAL CONFERENCE
Centre for European Policy Studies
Brussels, 22-23 February, 2011

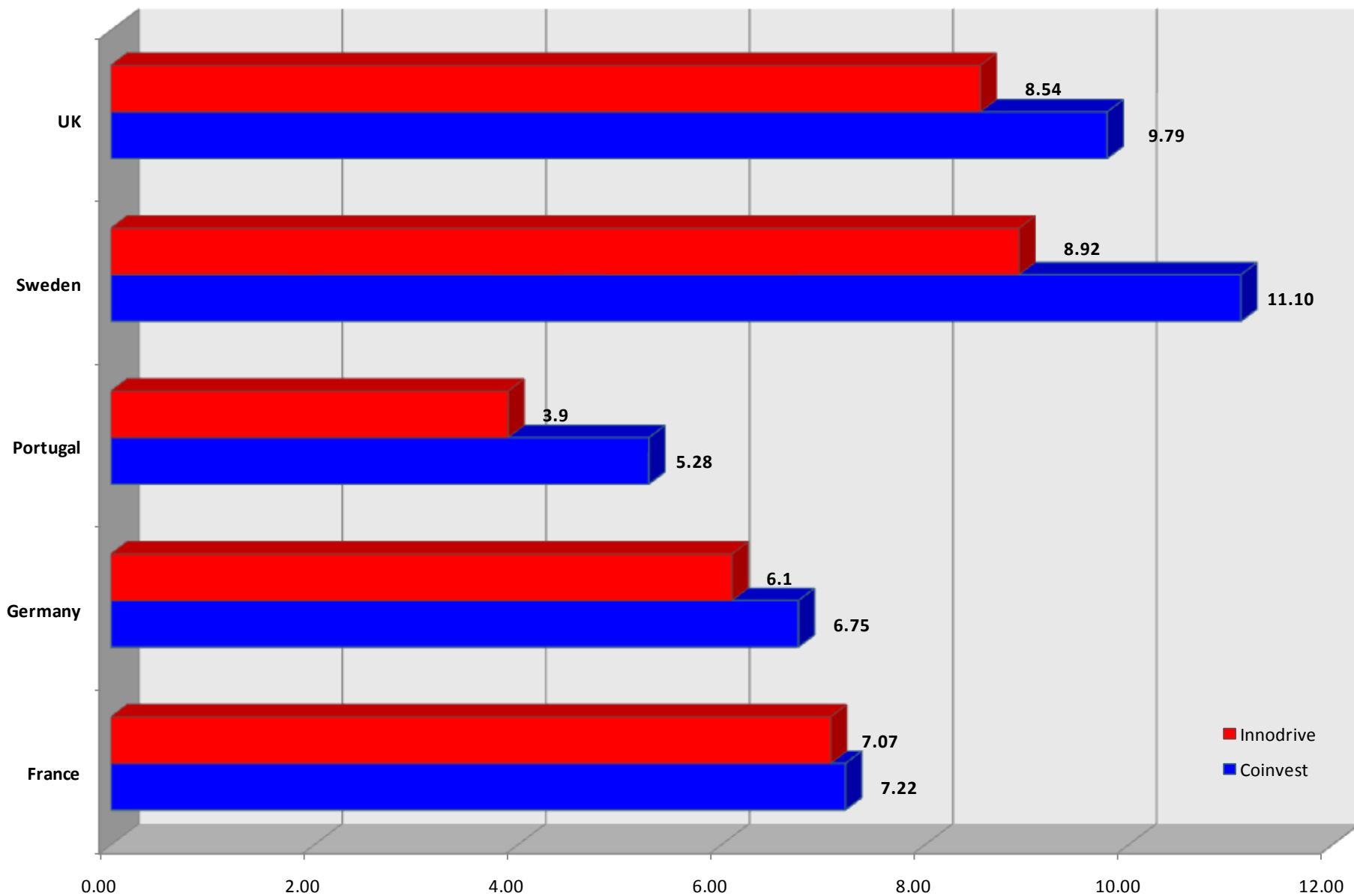


INNODRIVE

Intangible Capital and Innovations:
Drivers of Growth and Location in EU



Capitalization of Intangibles : average impact on GDP



New Intangible Shares of GDP: Business Sector 2005

Table 3 – Comparing Innodrive and Coinvest Estimates

	UK			DE			FR			SW			PT		
	Innodrive	Coinvest	I-C	Innodrive	Coinvest	I-C	Innodrive	Coinvest	I-C	Innodrive	Coinvest	I-C	Innodrive	Coinvest	I-C
Computerized Information	1.7	1.4	0.2	0.7	0.7	0.0	1.4	1.4	0.0	2.0	2.0	0.0	0.6	0.8	-0.2
Innovative Property	2.7	3.1	-0.4	3.1	3.5	-0.4	2.9	3.2	-0.2	3.9	5.5	-1.6	1.5	3.3	-1.8
R&D	0.9	1.0	-0.1	1.6	1.7	0.0	1.2	1.3	-0.1	2.5	2.8	-0.3	0.3	1.1	-0.9
copyright and license costs	0.2	0.2	0.0	0.1	0.2	-0.1	0.2	0.4	-0.2	0.1	0.1	0.0	0.2	0.5	-0.3
mineral explorations	0.0	0.0	0.0	0.0	0.0	0.0	0.0	0.0	0.0	0.0	0.0	0.0	0.1	0.2	-0.2
new product development in financial industry	0.5	0.1	0.4	0.5	0.8	-0.3	0.5	0.6	-0.1	0.2	0.3	0.0	0.4	0.9	-0.5
new architectural and engineering designs	1.0	1.8	-0.7	0.8	0.8	-0.1	1.0	0.9	0.1	1.1	2.4	-1.3	0.5	0.5	0.0
Economic Competencies	4.8	5.5	-0.7	2.6	2.8	-0.3	3.3	3.3	0.0	3.2	4.4	-1.2	2.6	3.5	-0.8
Advertising expenditure	0.7	0.9	-0.1	0.6	0.4	0.2	0.4	0.7	-0.3	0.5	1.5	-0.9	0.5	1.1	-0.6
Market research	0.4	0.2	0.2	0.2	0.1	0.1	0.3	0.3	0.0	0.2	0.2	0.0	0.2	0.1	0.1
Firm specific human capital	0.5	2.4	-1.9	0.5	1.3	-0.8	0.8	1.5	-0.7	0.8	1.0	-0.3	0.3	0.6	-0.3
Purchased organizational structure	1.1	0.5	0.6	0.8	0.5	0.3	1.0	0.3	0.7	1.2	1.2	0.1	1.1	1.6	-0.5
Own account organizational structure	2.1	1.5	0.5	0.5	0.5	0.0	0.8	0.5	0.3	0.5	0.6	-0.1	0.5	0.1	0.4

Main differences

Table 4 – Main differences between Innodrive and Coinvest Estimates of Intangibles

	UK		DE		FR		SW		PT	
	M	DS	M	DS	M	DS	M	DS	M	DS
Computerized Information	GREEN	GREEN	GREEN	GREEN	GREEN	GREEN	GREEN	GREEN	GREEN	GREEN
Innovative Property										
R&D	GREEN	RED	GREEN	RED	GREEN	RED	GREEN	RED	GREEN	RED
copyright and license costs	GREEN	GREEN	GREEN	GREEN	RED	RED	RED	RED	RED	RED
mineral explorations	GREEN	GREEN	GREEN	GREEN	GREEN	RED	GREEN	RED	GREEN	GREEN
NPD	RED	RED	RED	GREEN	RED	GREEN	GREEN	GREEN	RED	RED
NAED	GREEN	YELLOW	GREEN	GREEN	GREEN	GREEN	RED	RED	RED	RED
Economic Competencies										
Advertising expenditure	RED	RED	RED	RED	RED	RED	RED	RED	RED	RED
Market research	RED	RED	GREEN	YELLOW	GREEN	YELLOW	GREEN	GREEN	RED	RED
Firm specific human capital	GREEN	RED	GREEN	GREEN	GREEN	GREEN	YELLOW	RED	RED	RED
Purchased organizational structure	RED	RED	GREEN	GREEN	GREEN	GREEN	RED	RED	RED	RED
Own account organizational structure	GREEN	RED	GREEN	GREEN	GREEN	GREEN	GREEN	RED	GREEN	RED

M = Methodology, DS = Data sources, RED=Different; GREEN=Same; YELLOW=50% Difference

- The differences are negligible when the methodology is substantially the same (FR and GE);
- Differences become slightly more evident when sources & methodology differ at the same time (SWE and PT);
- There are important synergies between the projects:
 - Two sets of estimates to be used as the basis for an integrated dataset.

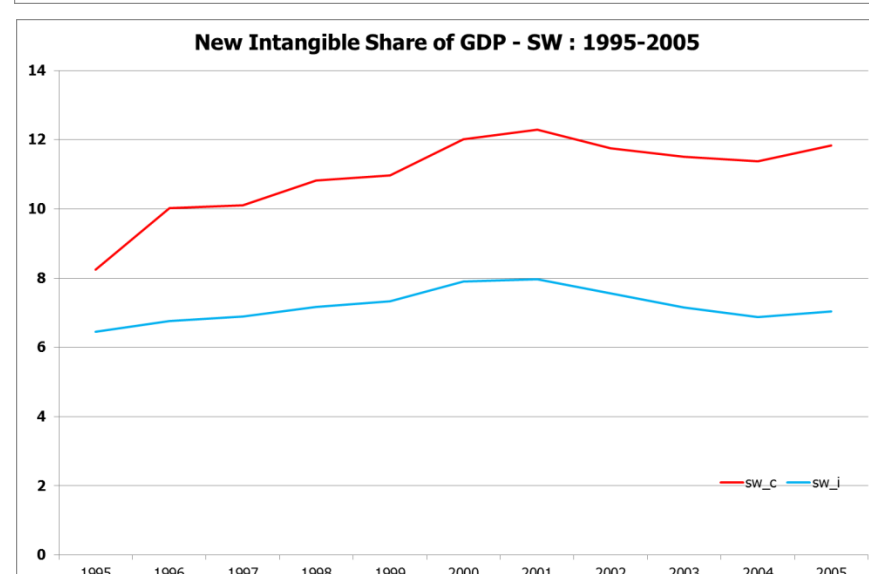
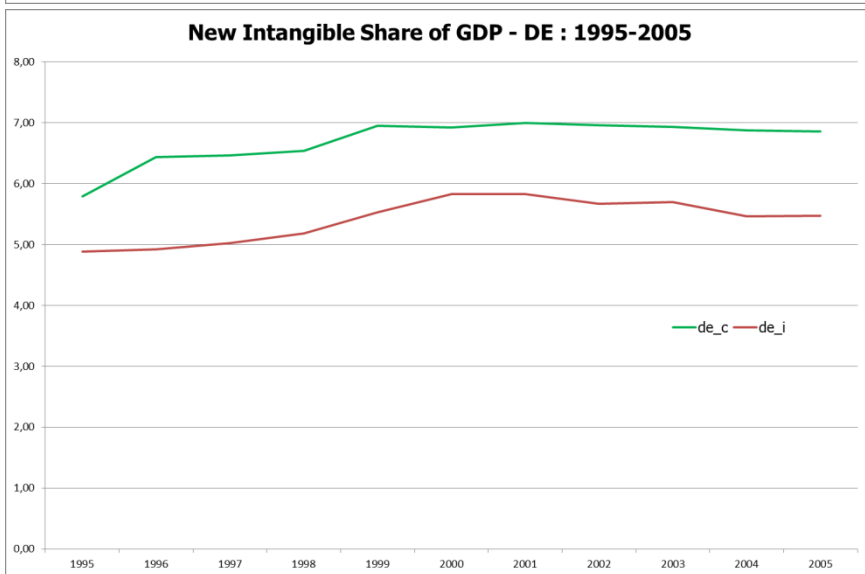
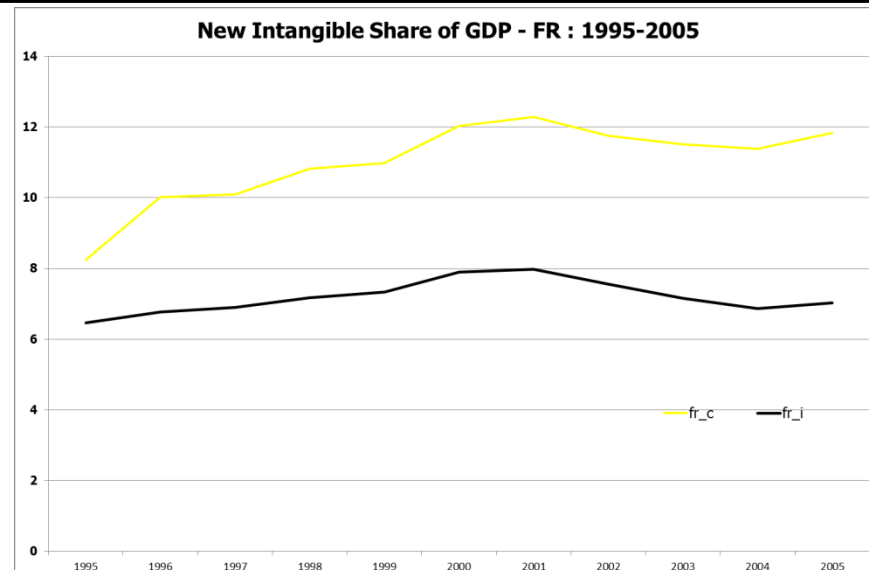
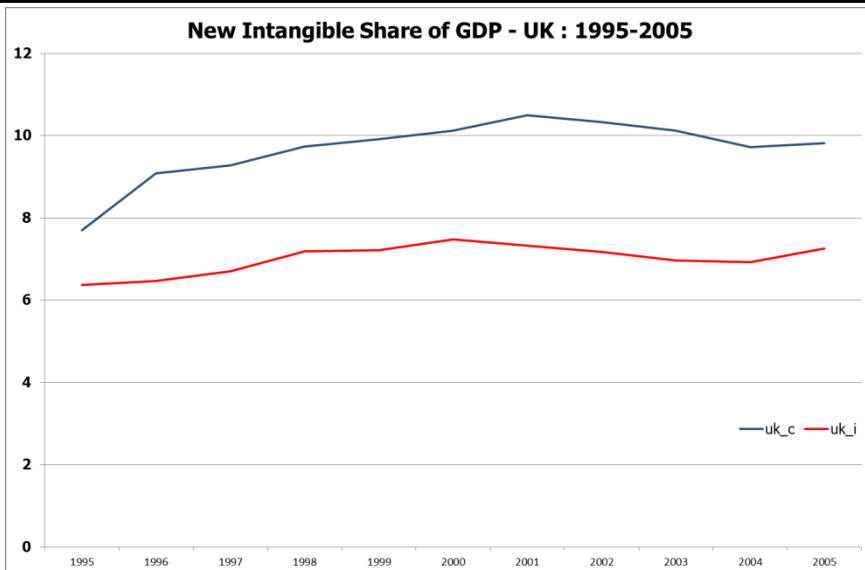


New Intangible Shares of GDP: Business Sector 1995 – 2005

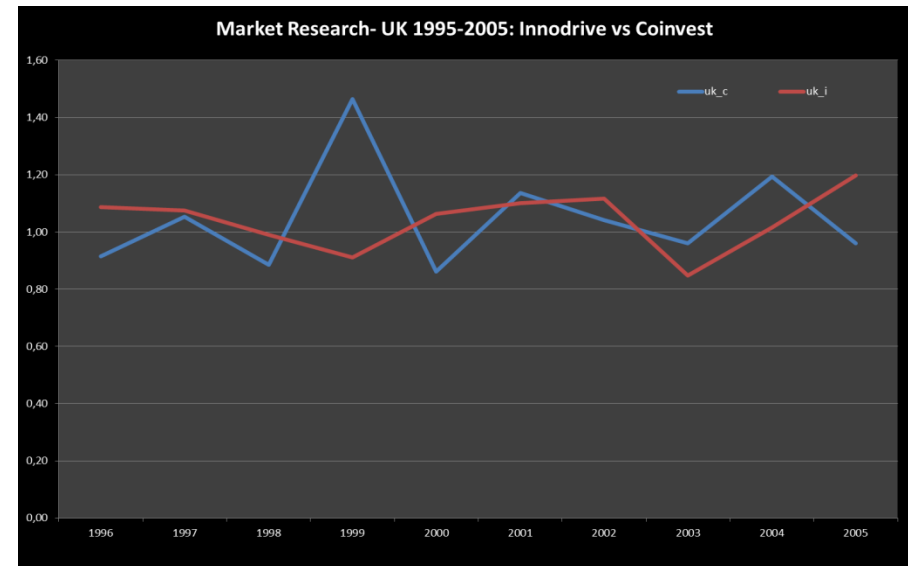
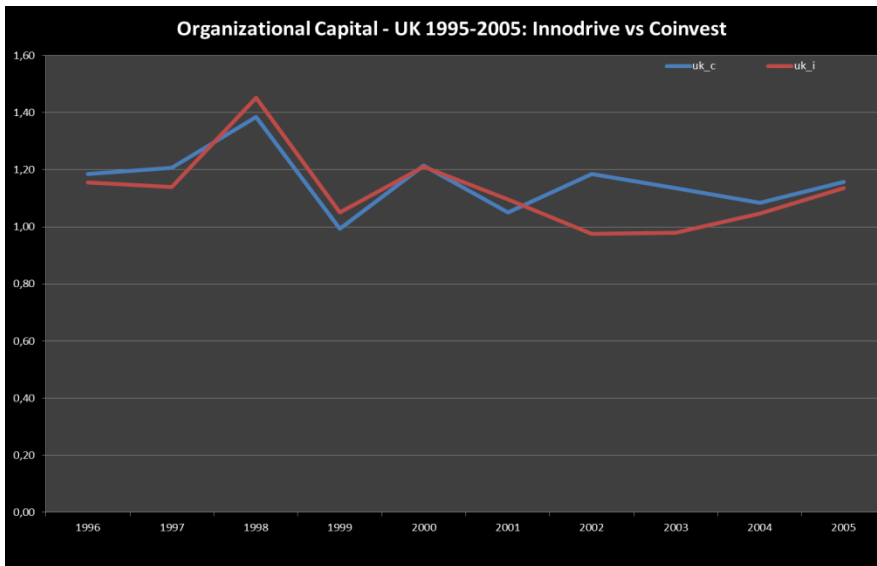
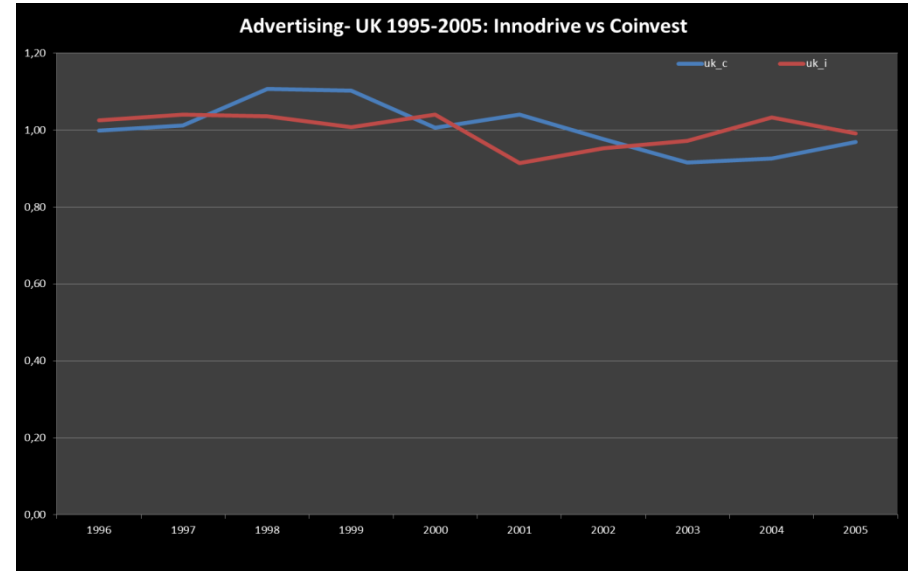
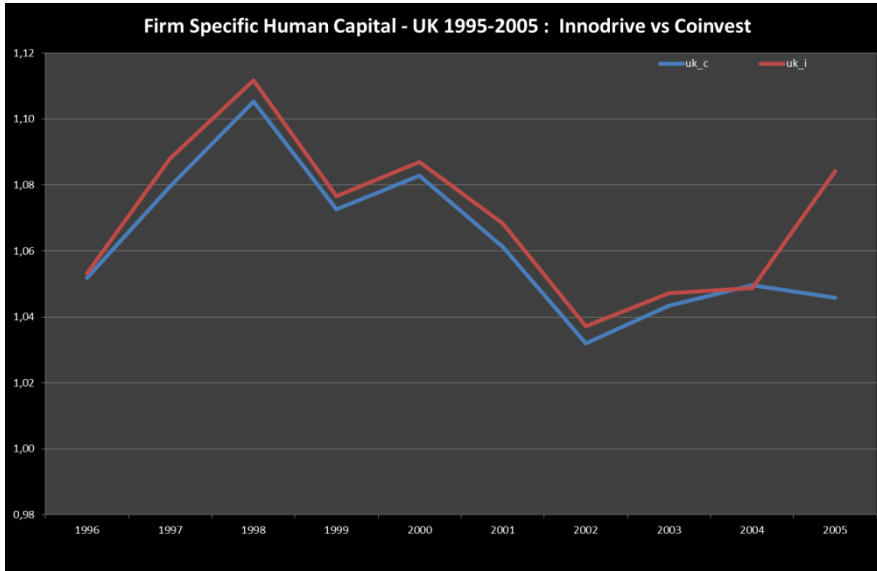
Table 1 – Comparing Innodrive and Coinvest Estimates

	UK			DE			FR			SW			PT		
	Innodrive	Coinvest	I-C	Innodrive	Coinvest	I-C	Innodrive	Coinvest	I-C	Innodrive	Coinvest	I-C	Innodrive	Coinvest	I-C
1995	6.4	7.7	-1.3	4.9	5.8	-0.9	5.5	5.6	-0.1	6.5	8.2	-1.8	3.0	4.0	-1.1
2000	7.5	10.1	-2.6	5.8	6.9	-1.1	5.8	7.7	-1.9	7.9	12.0	-4.1	3.5	5.4	-1.9
2005	7.3	9.8	-2.6	5.5	6.9	-1.4	6.0	7.4	-1.4	7.0	11.8	-4.8	3.8	6.8	-3.0

New Intangible Shares of GDP: UK, DE, FR, SW - Business Sector (1995-2005)



Economic Competencies Shares of GDP: UK, 1995 – 2005



The comparison is based on the new intangible aggregate (variables not already included in national accounts) that is:

New intangibles

R&D, New Product Development in financial industry, New Architectural and Engineering Design and all the items classified as Economic Competencies by CHS.